

EA28V-LS CNC Sinker EDM

— *Advance*

Introducing the new EA28V-LS (Long Stroke) with Mitsubishi's M700 Series Advance CNC Control System and the new FP120V powersupply with the ultra-low wear Power Master (GF2 control).



Ergonomic Design

- Easy-to-view screen (15-inch)
- Intuitive operations using touch-panel control
- User friendly keyboard and mouse

Standard Features:

- Mitsubishi M700 Series Control uses Windows Embedded OS
- 1GB User Program Storage on a 40GB Hard Drive
- Fuzzy Pro 3 Plus Emulates an Experienced Operator Optimizing the Burn Process From Rough Burn to Finish Orbit
- SS Jump 5 Optimizes Jump Up and Acceleration Control to Stabilize High-Speed NO-FLUSH Machining (592"/min. in Z and 197"/min. in X, Y)
- Power Master (GF2 Adaptive Control) Reduces Graphite Electrode Wear by as Much as 80%
- New Digital AC Smart Servo System Improves Resolution to 0.05 μ m (2 millionths) Speeding Response Time

Key Features of the EA28V-LS (Long-Stroke)



Z-Axis Glass Linear Scale
0.1um resolution, X, Y-Axis closed loop system with rotary encoders

New MVH ATC System
Mitsubishi built 20 or 40 position Rotary Automatic Tool Changer

New Rigid C-Axis Option
High Inertia type for large electrodes. Flushing through the C-axis.

Multiple-Step Rise & Fall Work Tank
Much faster fill and drain.

Rigid Bed Construction
Wider than previous models. Greater stability

Thermal Displacement Compensation Technology

Thermal Isolation Cabinet
Prevents rapid changes due to varying air temperatures

New Generator FP80V (FA120V option)

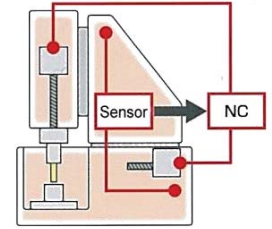
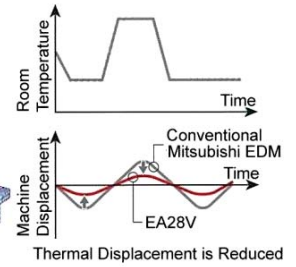
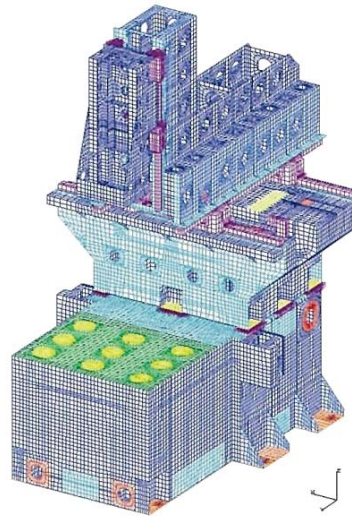
Compact Design (Small Footprint)

Improved Filtration
3 large capacity filters

Variable Dielectric Circulation. Rapid circulation




Thermal Displacement Compensation Control



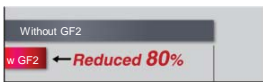
Power Master: GF2 Adaptive Control

GF2 Control optimizes spark control to greatly improve electrode wear while improving speed when using graphite electrodes.



Less wear of corner shape of the electrode.
Smooth electrode surface.

Electrode wear comparison for 0.6 x 0.6" and 1.6" depth

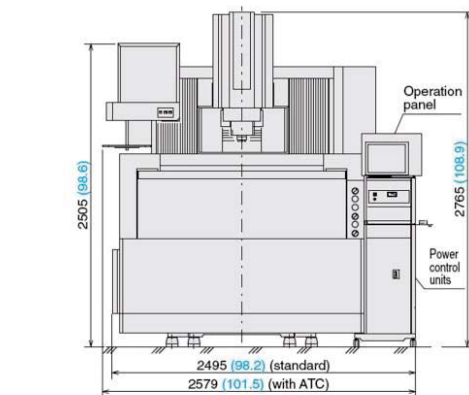
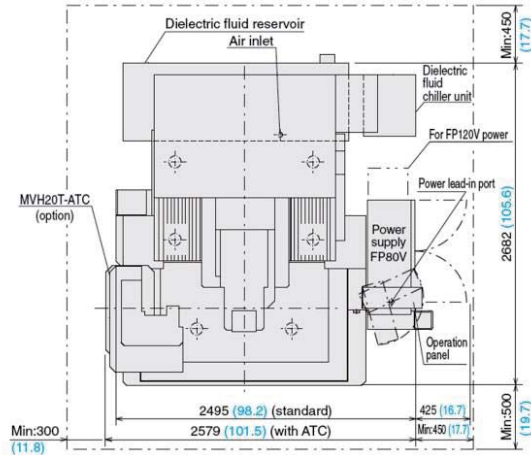


Wear using a graphite electrode is reduced up to 80%

Compared to conventional Mitsubishi Electric EDM (EA series)

High Accuracy:

- The heat shielding cabin structure and thermal displacement compensation control suppress thermal displacement of the EDM machine caused by changes in the ambient temperature. In addition, a stable accuracy can be attained even during long continuous operation by automatically compensating the displacement amount.



Machine Specifications	EA28V-LS Advance
Worktank Type	36 Step Drop Tank
Worktank Internal Dimensions (WxDxH) in	55.1 x 35.4 x 21.7
Max. Dielectric Fluid Level in	19.7
Max. Workpiece Weight lb	4409
Table Size (W x D) in	43.3 x 29.5
X-Axis Travel in	35.4
Y-Axis Travel in	18.5
Z-Axis Travel in	17.7
Table to Platen Distance (w C-Axis) in	26.6 ~ 44.3 (21.7 ~ 39.4)
Max. Electrode Weight lb	440
Machine Height (including pads) in	112.8
Machine Dimensions (W x D) in	98.2 x 112.2
Total Machine System Weight lb	13,118
Fluid Tank Capacity gal	283
Fluid Filtering Method	3 fine mesh paper filters
Fluid Temperature Control Unit	Chiller



Maintenance:

Triple filter system can be replaced during machining reducing machine stoppage and improves the operation rate.



MC Machinery Systems Inc.
85 NorthWest Point Blvd.
Elk Grove Village, IL. 60007
Phone: (630) 616-5920
Fax: (630) 616-4068
www.mcmachinery.com

MC MACHINERY SYSTEMS, INC.

a subsidiary of Mitsubishi Corporation